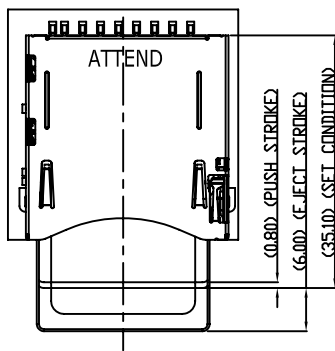
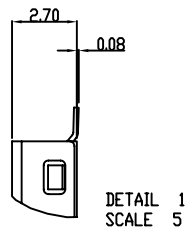
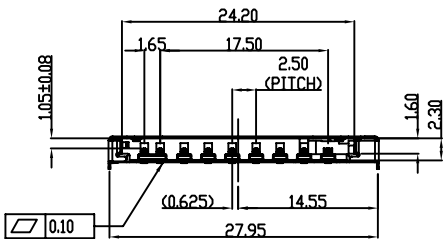
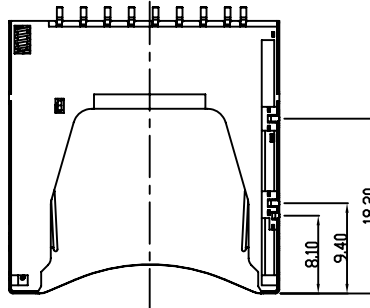
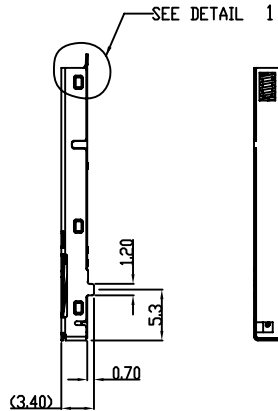
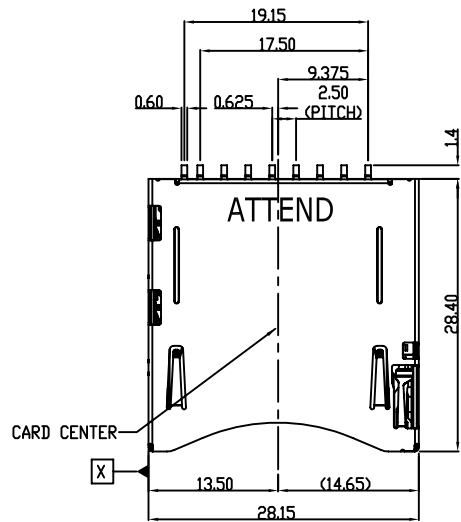
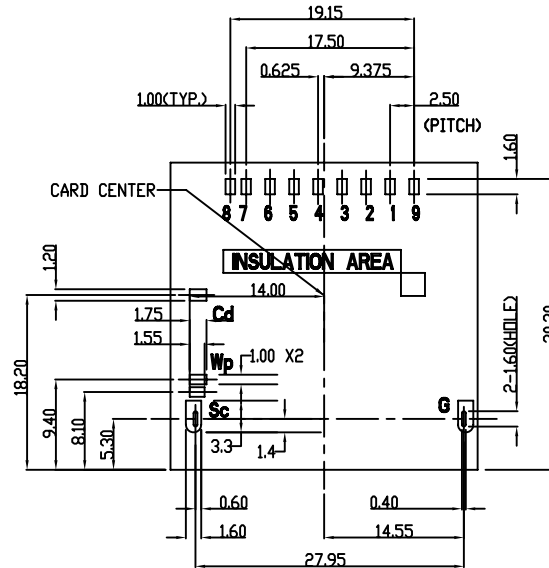


PIN NO.	PIN ASSIGNMENT	PIN NO.	PIN ASSIGNMENT	ITEM	PART NAME	Q'TY	MATERIAL	FINISH
1	DAT3/CS/CD	8	DAT1	1	BODY	1	LCP	
2	CMD	9	DAT2	2	SLIDER	1	LCP	
3	VSS1	Wp	WRITE PROTECTION	3	CONTACT	9	PHOSPHOR BRONZE	GOLD 10u'
4	VDD	Cd	CARD DETECTION	4	WRITE PROTECTION PIN	1	PHOSPHOR BRONZE	GOLD FLASH
5	CLK	Sc	COMMON PIN	5	CARD DETECTION PIN	1	PHOSPHOR BRONZE	GOLD FLASH
6	VSS2	G	SDIO / GROUND	6	COMMON PIN	1	PHOSPHOR BRONZE	GOLD FLASH
7	DAT0			7	LATCH	1	STAINLESS	
				8	SHELL	1	STAINLESS	GOLD FLASH
				9	DRAG LINK	1	STAINLESS	
				10	SPRING	1	PIANO WIRE	NICKEL PLATE



Note:
Card Release Force: 6N~9N



RECOMMEND PC BOARD LAYOUT
GENERAL TOLERANCE: ±0.05mm

PRODUCT NUMBER:
104H-I D A 0-R01
1 2 3

- 1.Type
T:Top Mount
- 2.Contact Plating
D:10u' gold plating
- 3.Stand Off Dimension
A:0mm

REV.	DESCRIPTION	DATE	REV.	DESCRIPTION	DATE
1			2		
3			4		
5			6		
7			8		

UNLESS OTHERWISE SPECIFIED TOLERANCE		
ANGLES	ANG.	±5°
LINEAR	0.	±0.3
	0.0	±0.25
	0.00	±0.20
SCALE	AS SHOWN	UNIT: mm
DRAWN	Willis	2013/10/31
CHECKED	Angel	2013/10/31
APPROVED	Ken	2013/10/31



www.attend.com.tw

DRAWN NAME: SD Socket Top Mount
Push-Push Type, Card Lock Function

PRODUCT NO. 104H-TDA0-R01

FILE NAME 104H-TDA0-R01_B_1

SIZE A4 REV. 1.0